

# GHBH Series

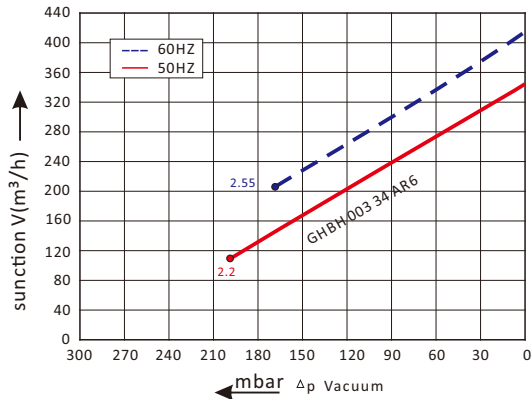
## GHBH 003 34 AR6

### Technical datasheet

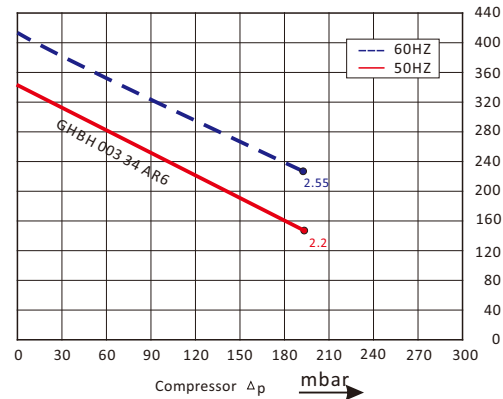


#### Goorui blower performance curves

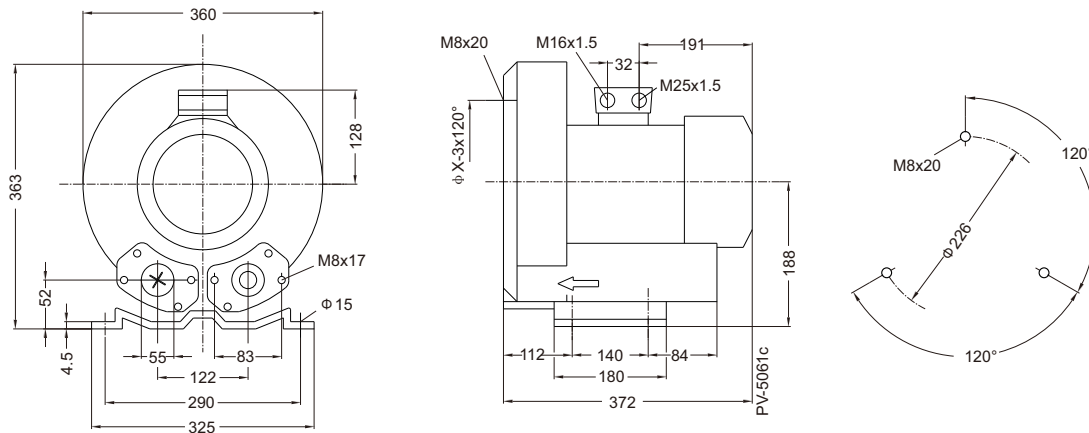
##### Vacuum selection diagram curve



##### Compressor selection diagram curve



#### Goorui blower installation drawing



#### Goorui blower parameter

Model	Frequency	Output	voltage	Current	airflow	pressure		noise	Weight
						vacuum mbar	compressor mbar		
	HZ	KW	V	A	m <sup>3</sup> /h			dB(A)	kg
<b>3~ 50/60Hz IP54 INSULATION class F</b>									
GHBH 003 34 AR6	50	2.2	200-240 Δ/345-415Y	9.7 Δ/5.6Y	345	-200	195	65	27
GHBH 003 34 AR6	60	2.55	220-275 Δ/380-480Y	10.0 Δ/5.8Y	415	-170	195	71	27

The performance curves of Goorui blower is tested through below ways:

Under one atmospheric pressure, suck 15°C air and then you can calculate the data, of course allow 10% difference, and when the sucked air and surroundings temperature are not higher than 25°C, you still can get total pressure difference as the curves shows.